

Market Update

After a stupendous run since April 23, markets globally took a breather in August. Almost all major global indices were down for the month, with the Chinese markets correcting the most. The change in sentiments may be attributed to the Fitch's downgrade of the US credit rating from 'AAA' to 'AA+' which resulted in US bond yields spiking up. The slow growth seen in China also added to the weak sentiments. Indian markets too followed global clues with the benchmark NIFTY50 down 2.5% for the month. However, the headline index performance camouflaged the real action, with the broader market rally continuing unabated. S&P BSE Midcap and S&P BSE 250 SmallCap gained another 2.6% and 4.5% respectively for the month. With this move, S&P BSE MidCap and S&P BSE small cap indices have delivered 23% and 28% returns respectively YTD. Sector-wise for the month, oil & gas (-5%), banks (-4%) and FMCG (-2.7%) declined the most, whereas consumer durables (+4.2%), IT (+2.7%) and capital goods (+2.7%) gained the most. FII flows continued to be net buyers for sixth consecutive month having invested another USD ~1.5 bn in August. DII flows were positive to the tune of USD ~3.0 bn.

Global and regional indices 1 Month performance (%)



Source: Bloomberg, Kotak Institutional Equities (Data as on 31st August, 2023 in Local Currency)

Globally investor focus remains on inflation and bond yields. Inflation in the USA remains higher than comfort and this is pushing back expectations of an early rate cut. Opinion is also now divided that there can be another small rate hike which can come in. US Fed Chair Jerome Powell indicated that policymakers will proceed "carefully" when looking at whether to continue to raise interest rates to bring down inflation. Crude oil prices have also moved up sharply over the last three months, adding to inflation concerns. In India too, as CPI inflation hit a 15-month high, though RBI-the central bank, has maintained its status quo stance for now.

US 10 Year G-Sec



Source: Bloomberg

Macro Update

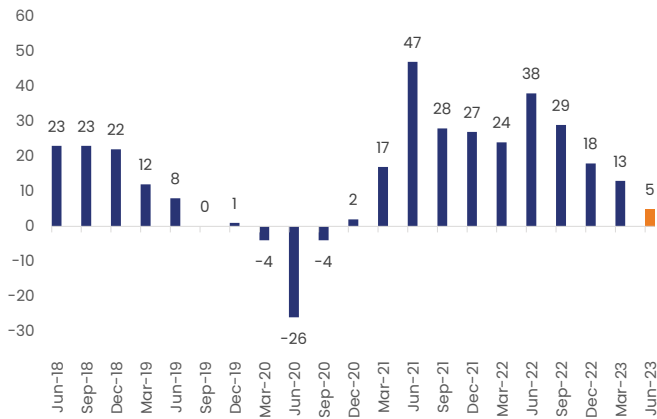
On the domestic macro front, economic data continues to stay strong. India's gross domestic product (GDP) grew by 7.8% in the April-June quarter of current fiscal (2023-2024), compared to a growth of 6.1% in the previous January-March quarter of fiscal 2022-23. CPI inflation rose to 15 months high of 7.44% YoY in July'23 vs 4.81% in June'23. The spike was led by high vegetable prices. WPI inflation contracted for the fourth straight month at -1.36% in July'23 vs -4.12% in June'23, led by falling prices in various sectors like mineral oils, basic metals, chemical & chemical products, textiles, and food products. India's manufacturing PMI rose to 3-month high at 58.6 in August'23 vs 57.7 in July'23, indicating robust improvement in conditions across India as new orders and output increased. IIP growth in June'23 stood at 3.7% vs 5.2% in May'23. Brent crude hovered around USD ~86/bbl in August'23. GST collection rose 11% YoY to 1.65 lakh cr in July'23. GST collections have been more than INR 1.6 lakh cr for the 6th time since inception of GST. INR was stable and closed at ~82.6.

Earnings Update

The corporate earnings for FY24 have begun on a healthy note. After a solid 22% earnings CAGR over FY20-23, NIFTY 50 for 1Q FY24 reported a 32% earnings growth. Reported revenue growth was a sober 5%. Earnings beat was seen in Banks, Capital Goods, Infrastructure, Metals, Oil & Gas, and Paints; missed for Automobiles, Retail, FMCG, NBFC, and IT. Going forward, we expect the earnings to remain healthy and pencil in 20%+ earnings growth for NIFTY50 in FY24.

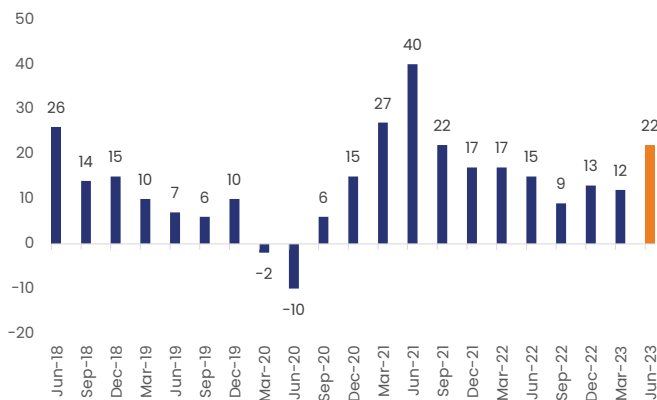
FY period: April-Mar, CPI: Consumer Price Index, WPI: Wholesale Price Index FII: Foreign Institutional Investors, GST: Goods & Services Tax, DII: Domestic Institutional Investors Fed: US Federal Reserve, IIP: Index of Industrial Production, GSec: Government of India Dated Securities, GOI: Government of India, FDI: Foreign Direct Investment, CAD: Current Account Deficit, YTD: Year To Date, CY: Calendar Year, WTI: West Texas Intermediate, UPI: Unified Payments Interface. Inflation numbers released with 1 month lag, Core Sector number released with 1 month lag, IIP number released with 2 months lag.

NIFTY50 sales up 5% YoY (est.3%) in 1QFY24



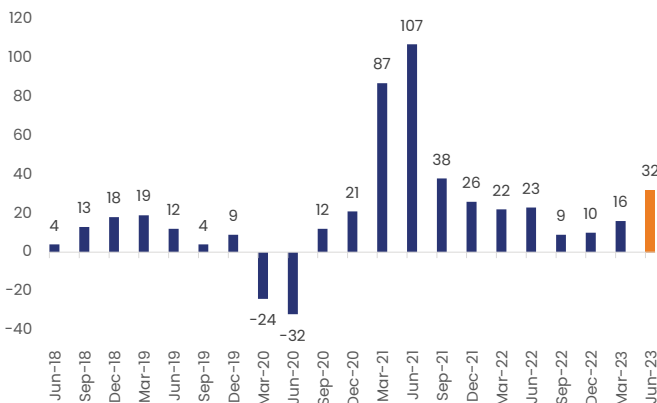
Source: MOSL

NIFTY50 EBITDA up 22% YoY (est. 18%) in 1QFY24



Source: MOSL

NIFTY50 PAT up 32% YoY (est. 25%)



Source: MOSL

Market Outlook

To us, a flattish August has been a welcome move. After a sharp run, such a slowdown in momentum is very much needed. While the headline markets have taken a breather, mid-cap and small-cap rally has continued unabated in August. We have seen strong equity supply coming in via PE exits and IPO's and this can absorb decent inflow liquidity. August itself has seen around USD 1.8-2 bn of deals happening. The demand for equities can be gauged by the fact that the entire ownership of a PE-owned IT services company worth almost USD 1 bn, was lapped up by institutional investors as a secondary offering. The company now has no identifiable promoter and will be independently managed by the board. More concerning has been the momentum in theme-based and FOMO-based (Fear Of Missing Out) investing.

The economic growth trajectory and earnings growth does offer comfort. Also, there has been a decent earnings upgrades for NIFTY50 earnings for FY24 and FY25, bringing the NIFTY50 PE multiples for FY25 to only slightly over the 10-year average. The festive season approaching is also poised to bring in demand growth on the consumption side, while spending on infrastructure and capital expenditure continues to see a lot of traction. On a concerning note, monsoons have been dismal for the month of August, though normalcy is expected in months to come. Higher crude prices also need to be heeded. In short, we remain positive but much more careful.

On Abakkus front, we continue with our stance of not getting carried away in the momentum and judiciously deploying capital, based on fundamentals and adherence to our MEETS framework. This stance has worked well for us, with consistent performance across our strategies and time periods. We are prepared to bear small underperformance also, if any, in the very near term, if this momentum in broader markets continues, but would stay away from non-fundamental investing.

Abakkus Emerging Opportunities Approach

PMS Strategy

Abakkus
Believe in the Basics

September 2023

Portfolio Update

Despite the volatility in the equity market, the fund had a positive performance, showing a gain of 3.0%, in contrast to the benchmark S&P BSE 500 TRI, which ended the month with a decline of 0.6%. Since inception, the portfolio has delivered 183.1%, over twice that of the benchmark at 83.8%. The portfolio has not seen any major changes during the month. We remain watchful on the near-term events in the markets that may trigger volatility and have small cash holding to capitalize in that scenario.

Portfolio Performance as on August 31, 2023

Period	1 Month (%)	3 Months (%)	6 Months (%)	1 Year (%)	2 Years (%)	3 Years (%)	Since Inception CAGR (%)	Since Inception Absolute (%)	FY22 (%)	FY23 (%)	FY24 YTD (%)	CY23 YTD (%)
Abakkus Emerging Opportunities Approach	3.0	24.0	41.6	44.5	19.3	42.6	41.2	183.1	46.8	(2.5)	41.3	38.2
S&P BSE 500 TRI	-0.6	7.7	17.3	11.3	9.2	23.3	22.6	83.8	22.3	(0.9)	16.9	10.3

**Unaudited Performance data for Portfolio Manager and Investment Approach provided hereunder is not verified by any regulatory authority and Past performance may or may not sustain in the future. The performance is based on TWRR as on August 31, 2023. Inception Date is August 26, 2020. As per SEBI guidelines, returns are net of all expenses and investor returns may differ, based on their period of investment, fee structure and point of capital flows.

Please note that performance of your portfolio may vary from that of other investors and that generated by the Investment Approach across all investors because of
1) the timing of inflows and outflows of funds; and
2) differences in the portfolio composition because of restrictions and other constraints.

As per SEBI circular SEBI/HO/IMD/IMD-PoD-2/P/CIR/2022/172 dated December 16, 2022, the comparison of the relative performance of the investment approach with other portfolio managers is available at <https://www.apmiindia.org/apmi/IACompare.htm?action=iacomaprepage>

Top 5 Sector Classification as on August 31, 2023

Sector	Asset %
INDUSTRIALS	28.7%
NBFC	18.7%
MATERIALS	11.0%
BANKS	9.1%
CONSUMER STAPLES	5.2%

Securities/sectors quoted are for illustration only and not recommendatory

Top 10 Holdings as on August 31, 2023*

ION EXCHANGE INDIA LTD	FEDERAL BANK LTD
JINDAL STAINLESS LTD	STYLAM INDUSTRIES LTD
SARDA ENERGY and MINERALS LTD	ANUP ENGINEERING LTD
IIFL FINANCE LTD	TITAGARH RAIL SYSTEMS LIMITED
UJJIVAN FINANCIAL SERVICES LTD	IDFC LTD

*The current portfolio holdings may or may not be a part of the future portfolio Holdings and may or may not be a part of all client portfolios.

About Us

Abakkus Asset Manager LLP ("Abakkus") is registered as a Portfolio Manager with SEBI under SEBI (Portfolio Managers) Regulations, 2020 as amended from time to time and the Circulars and Guidelines issued there under from time to time vide SEBI Reg. No.: INP000006457 dated March 14, 2019 and as an Investment Advisor under SEBI (Investment Advisors) Regulations, 2013 as amended from time to time and the Circulars and Guidelines issued there under from time to time vide SEBI Reg. No.: INA000015729 dated February 03, 2021.

Abakkus is also the Investment Manager to Abakkus Growth Fund, a SEBI registered Category III AIF vide SEBI Reg. No.: IN/AIF3/18-19/0550 dated June 05, 2018, India-Ahead Venture Trust, a SEBI registered Category I AIF vide SEBI Reg. No.: IN/AIF1/21-22/0976 dated January 25, 2022 and India-Ahead Private Equity Trust, a SEBI registered Category II AIF vide SEBI Reg. No.: IN/AIF2/21-22/0980 dated January 27, 2022, under SEBI (Alternative Investment Fund) Regulations, 2012 as amended from time to time and the Circulars and Guidelines issued there under from time to time collectively referred as the SEBI Registered Intermediary.

The branch office of Abakkus situated at IFSC-GIFT City is registered with the IFSCA as Registered FME (Non-retail) (IFSCA/FME/II/2022-23/041) under IFSCA (Fund Management) Regulations, 2022.

Disclaimer and Disclosures

This website/email/document is confidential and is intended only for the personal use of the prospective investors/contributors (herein after referred as the Clients) to whom it is addressed or delivered and must not be reproduced or redistributed in any form to any other person without prior written consent of Abakkus. This website/email/document does not purport to be all-inclusive, nor does it contain all of the information which a prospective investor may desire. This website/email/document is neither approved, certified nor its contents is verified by SEBI.

Abakkus retains all the rights in relation to all information contained in the website/email/document(s) and to update the same periodically or otherwise from time to time. The website/email/document is neither a general offer nor solicitation to avail the service of investment from the SEBI Registered Intermediary under the services offered by Abakkus/Fund nor is it an offer to sell or a generally solicit an offer to become an investor in the services offered by the Abakkus/Fund. The delivery of this email/document at any time does not imply that information herein is correct as of any time subsequent to its date. The contents of this website/email/document are provisional and may be subject to change. In the preparation of the material contained in this website/email/document, Abakkus has used information that is publicly available, certain research reports including information developed in-house. Abakkus warrants that the contents of this website/email/document are true to the best of its knowledge, however, assume no liability for the relevance, accuracy or completeness of the contents herein.

Abakkus declares that the data and analysis provided shall be for informational purposes. The information contained in the analysis shall be obtained from various sources and reasonable care would be taken to ensure sources of data to be accurate and reliable. Abakkus will not be responsible for any error or omission in the data or for any losses suffered on account of information contained in the analysis. While the Abakkus will take due care to ensure that all information provided is accurate however the Abakkus neither guarantees/warrants the sequence, accuracy, completeness, or timeliness of the report. Neither the Abakkus nor its affiliates or their partners, directors, employees, agents, or representatives, shall be responsible or liable in any manner, directly or indirectly, for views or opinions expressed in this analysis or the contents or any systemic errors or discrepancies or for any decisions or actions taken in reliance on the analysis. Abakkus does not take any responsibility for any clerical, computational, systemic, or other errors in comparison analysis.

There can be no assurance that future results, performance or events will be consistent with the information provided in this document and the past performance, if any is not the guarantee of the future/assured performance. Any decision or action taken by the recipient/visitor of this website/email/document based on this information shall be solely and entirely at the risk of the recipient/visitor of the website/email/document. The distribution of this information in some jurisdictions may be restricted and/or prohibited by law, and persons into whose possession this information comes should inform themselves about such restriction and/or prohibition and observe any such restrictions and/or prohibition. Unauthorized disclosure, use, publication, dissemination or copying (either whole or partial) of this information, is prohibited. Abakkus shall not treat recipient/user as a client by virtue of his receiving/using the contents of the document in full or part. Neither the Abakkus nor its affiliates, directors, partners, employees, agents, or representatives, shall be responsible or liable in any manner, directly or indirectly, for the contents or any errors or discrepancies herein or for any decisions or actions taken in reliance on the information. The person accessing this information specifically agrees to exempt/absolve the Abakkus or any of its affiliates or employees from, any and all responsibility/liability arising from such misuse/improper/illegal use and agrees not to hold the Abakkus or any of its affiliates or employees responsible for any such misuse/improper/illegal use and further agrees to hold the Abakkus or any of its affiliates or employees free and harmless from all losses, costs, damages, expenses that may be suffered by the person accessing this information due to any errors and delays.

Abakkus (including its affiliates) and any of its Partners, officers, employees, and other personnel will not accept any liability, loss, damage of any nature, including but not limited to direct, indirect, punitive, special, exemplary, consequential, as also any

loss of profit in any way arising from the use of this website/email/document or any information in any manner whatsoever. This website/email/document may include certain forward-looking words, statements and scenario which contain words or phrases such as “believe”, “expect”, “anticipate”, “estimate”, “intend”, “plan”, “objective”, “goal”, “project”, “endeavor” and similar expressions or variations of such expressions that are forward-looking statements, words, and scenario. Actual results may differ materially from those suggested by the forward-looking statements due to risks, uncertainties, or assumptions. Abakkus takes no responsibility of updating any data/information.

The contents of this website/email/document cannot be copied, reproduced, in whole or in part or otherwise distributed without prior written approval of the Abakkus.

Prospective investors/clients are advised to review this website/email/document, the Private Placement Memorandum/Disclosure Document, the Contribution Agreement/Client Agreement, representations and presentation(s) and other related documents carefully and in its entirety and seek clarification wherever required from the SEBI Registered Intermediary/Abakkus. Prospective investors should make an independent assessment, and consult their own counsel, business advisor and tax advisor as to legal, business and tax related matters concerning this document and the other related documents before becoming investing with /through the Abakkus/in the Fund.

The information contained in this website/email/document has been prepared for general guidance and does not constitute a professional advice/assurance and no person should act upon any information contained herein without obtaining specific professional advice/Assurance. Neither the Abakkus nor its Affiliates or advisors would be held responsible for any reliance placed on the content of this document or for any decision based on it. Each existing/prospective client, by accepting delivery of this document agrees to the foregoing. The Investment portfolio are subject to several risk factors including but not limited to political, legal, social, economic, and overall market risks. The recipient alone shall be fully responsible/are liable for any decision taken on the basis of this document. Abakkus, its partners, employees, PMS clients, AIF scheme(s), Advisory clients may have existing exposure to the stocks that form part of the PMS portfolio/Advisory portfolio/AIF scheme(s). Further, in view of the investment objective/strategy of the PMS /Advisory and AIF scheme(s) there may be situations where Abakkus may be selling a stock which is part of the PMS portfolio/Advisory portfolio/AIF scheme as the case may be.

Abakkus (including its affiliates) may offer services in nature of advisory, consultancy, portfolio management, sponsorship of funds, investment management of funds which may conflict with each other.

Abakkus operates from within India and is subject to Indian laws and any dispute shall be resolved in the courts of Mumbai, Maharashtra only.

Alternative Investment Fund

As per SEBI Circular No. SEBI/HO/IMD/DF6/CIR/P/2020/24 dated February 05, 2020, details of industry benchmark and AIF level performance versus Benchmark Reports are available at <https://www.nseindia.com/products-services/aif-benchmark-report> & <https://www.crisil.com/en/home/what-we-do/financial-products/alternate-investment-funds-benchmarks.htm>

Compliance Officer details under AIF:

Mr. Biharilal Deora, Tel: 022-68846600
For Queries/Grievances -
Email – complianceteam@abakkusinvest.com

Portfolio Management Services:

You may refer the Disclosure Document available at <https://abakkusinvest.com/regulatory-disclosure/> for detailed disclosures.

As per SEBI circular SEBI/HO/IMD/IMD-PoD-2/P/CIR/2022/172 dated December 16, 2022, the comparison of the relative performance of the investment approach with other portfolio managers is available at <https://www.apmiindia.org/apmi/IACompare.htm?action=iacomaprepape>

Principal Officer and Compliance Officer Details under PMS:

Principal Officer: Mr. Aman Chowhan, Tel: 022-68846600
Compliance Officer: Mr. Biharilal Deora, Tel: 022-68846600

Investment Advisory Services:

You may refer the Disclosure Document available at <https://abakkusinvest.com/regulatory-disclosure/>

Principal Officer and Compliance Officer Details under IA:

Principal Officer: Mr. Biharilal Deora, Tel: 022-68846600
Compliance Officer: Mr. Lijo Varghese, Tel: 022-68846600

Contact Us:

Website: www.abakkusinvest.com
Email: info@abakkusinvest.com
Tel: 022-68846600

Corporate and Registered Address:

Abakkus Corporate Center, 6th Floor, Param House, Shanti Nagar, Near Grand Hyatt, Off Santacruz Chembur Link Road, Santacruz East, Mumbai – 400055.

LLPIN: AAM-2364;