

Market Outlook

April 2024

Market Update

Equity markets globally continued the positive momentum in March 2024, with most ending the month with strong gains. Taiwan (+7.0%), Germany (+4.6%) and UK (+4.2%) were the major gainers, while Malaysia, Brazil, Philippines, and Indonesia were among the few that ended up losers. Indian markets saw a roller coaster ride with Nifty hitting all-time highs in the first couple of weeks of March, followed by a sharp corrective phase lasting for ten days and then recovering again to end of the month with small gains of 1.6%. Broader markets bore the brunt of the correction, with quite a few stocks correcting sharply as views of exuberance in small caps started to cause nervousness. However, there was a rebound towards the end of the month, with the S&P BSE Midcap & S&P BSE SmallCap250 down by a modest -0.6% and -3.8% respectively. Sector-wise, capital goods, auto and metals were the top performers with gains of 6.1%, 5% and 5% respectively, whereas IT, realty and FMCG declined 7.2%, 1.2% and 0.7% respectively in March.

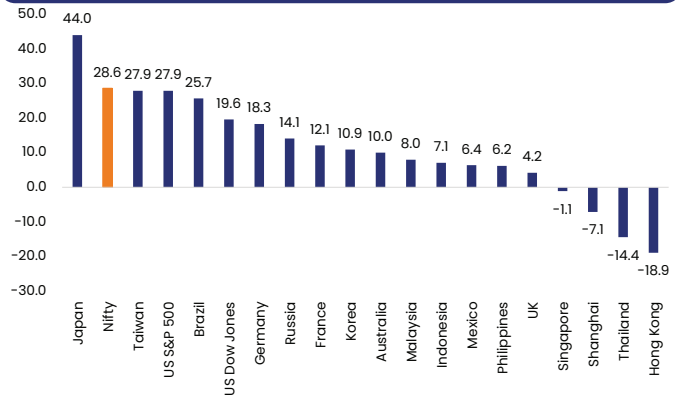
Globally the US Federal Open Market Committee (FOMC) officials reiterated that there was no rush to cut rates early. However, market indicators are saying that global monetary tightening cycle has effectively ended, and that developed market central banks will soon sound dovish as growth is holding up leading to a scenario of a soft landing. Foreign Institutional Investors (FIIs) recorded net inflows of USD 4.2 billion during the month. On the other hand, Domestic Institutional Investors (DIIs) continued to see net inflows, amounting to USD 6.7 billion.

Global and regional indices 1 Month performance (%)



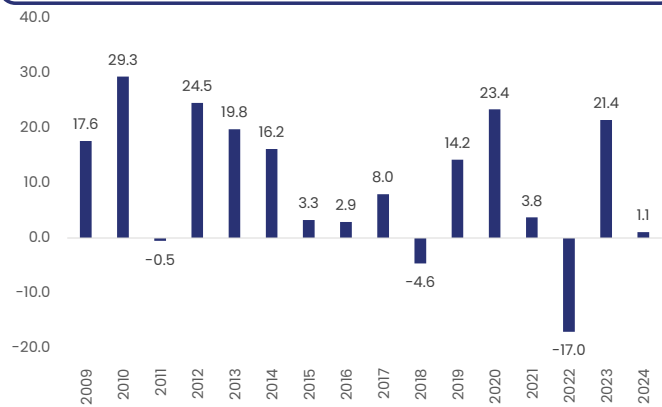
Source: Bloomberg, Kotak Institutional Equities (Data as on March 31, 2024 in Local Currency)

Global and regional indices 1 Year performance (%) FY24



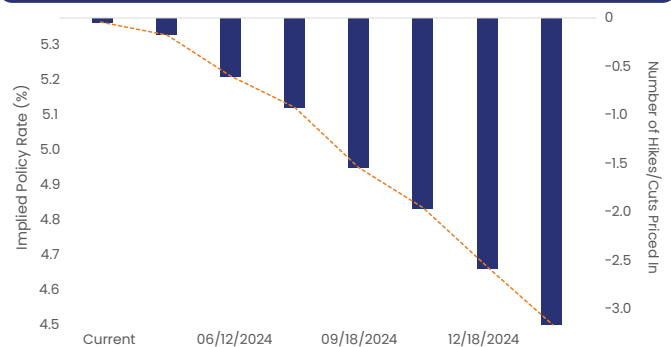
Source: Bloomberg, Kotak Institutional Equities (Data as on March 31, 2024 in Local Currency)

FII Inflows



Source: Bloomberg, Kotak Institutional Equities (Data as on Mar 31, 2024 in USD)

Estimated US Fed- Implied Overnight Rate & Number of Hikes/Cuts



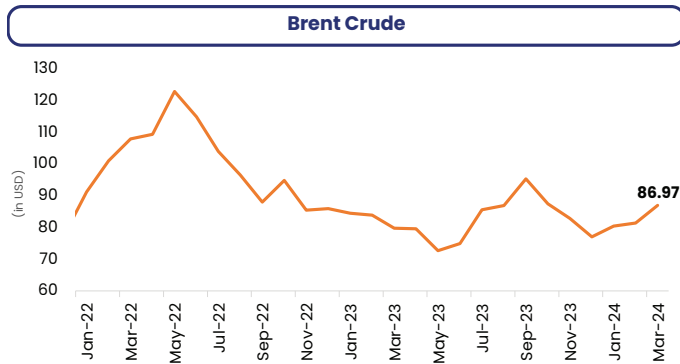
Source: Bloomberg

FY period: April-Mar, CPI: Consumer Price Index, WPI: Wholesale Price Index FI: Foreign Institutional Investors, GST: Goods & Services Tax, DI: Domestic Institutional Investors Fed: US Federal Reserve, IIP: Index of Industrial Production, GOI: Government of India, FDI: Foreign Direct Investment, YTD: Year To Date, CY: Calendar Year, FOMC: Federal Open Market Committee. Inflation numbers released with 1 month lag, Core Sector number released with 1 month lag, IIP number released with 2 months lag.

Macro Update

On the domestic macro front, India's CPI inflation for February'24 month was flattish at 5.09% YoY vs. 5.10% YoY in January'24, but food inflation measured by the Consumer Food Price Index, which accounts for nearly half of the overall consumer price basket, rose to 8.66% in February 2024. WPI inflation in February'24 was marginally low at 0.2% vs. 0.3% in January'24. IIP grew by 3.8% in January'24 vs. 3.8% in December'23 indicating the steady pace of growth for the Indian economy.

India's merchandise trade deficit widened to USD 18.71 billion in February'24 from USD 17.50 billion in January'24, largely due to imports outstripped exports in value terms against the backdrop of the Red Sea conflict. GST collections rose 11.5% YoY to INR 1.78 lakh crore in March'24. GST collection for FY24 saw an increase of 11.7% at INR 20.14 lakh crore. The INR for the month was stable and closed at ~83.38. India 10-year G-sec yield ended the month at 7.05%. Brent crude price rose to USD 86.97 per barrel in the month of March'24.



Source: Bloomberg

Market Outlook

Indian equity markets, on a monthly basis, looked pretty stable in March. However, huge swings were witnessed during the month. The mid and small caps corrected very sharply intra-month amidst views floating of over-valuation and exuberance. There was definitely a case for corrections, particularly in stocks that had moved far ahead of fundamentals and the fall was more pronounced in this category of stocks. Typical financial year phenomenon also added to the fall. Towards the end of the month though stocks recovered as expected. Strong economic indicators lent comfort to the markets, aided also by optimism on a consecutive 3rd term for the ruling Modi-government. Strength in global equity markets also helped.

April will see results season setting in, wherein we are expecting corporate India to continue reporting healthy earnings. Globally things have stabilized with both inflation and interest rates having clearly peaked. In the near term the recent spike in crude prices needs to be closely monitored.

Our view continues to be optimistic as we head into a new financial year. However, we would advise investors to have reasonable return expectations and refrain from chasing momentum in the quest to make quick high returns. We reiterate that this is a time to overcome greed and ensure the quality of the portfolio is not compromised.

Abakkus Emerging Opportunities Approach

PMS Strategy

Abakkus
Believe in the Basics

April 2024

Portfolio Update

The portfolio continues to focus on our core philosophy of fundamental based investing. Despite the huge volatility and sharp corrections in most of the broader market stocks, the portfolio ended the month with a small negative return of -2.4%. Compared to the broader market indices, this was much lower, reinforcing our view of not chasing momentum. For FY24, the portfolio has delivered a healthy 51.2% return and since inception the portfolio is up 202.9% absolute, Almost over 2x that of the benchmark. We will continue our disciplined approach of creating a portfolio with fundamentals as the key criteria and one that can potentially give us decent long-term returns.

We have invested in a company which is a leading exporter of basmati rice from India and has been steadily gaining market share. The company has been delivering consistent growth and trades at inexpensive valuations. We made a new entry in the AMC space by investing in one of the leading asset management companies. This AMC is part of a large conglomerate and is well poised to benefit by the buoyancy in the capital markets.

Portfolio Performance as on March 31, 2024 (in INR)

Period	1 Month (%)	3 Months (%)	6 Months (%)	1 Year (%)	2 Years (%)	3 Years (%)	Since Inception CAGR (%)	Since Inception Absolute (%)	FY24 (%)	CY24 YTD (%)	CY23 (%)
Abakkus Emerging Opportunities Approach	-2.4	-2.9	6.1	51.2	21.4	29.4	36.1	202.9	51.2	-2.9	52.4
S & P BSE 500 TRI	0.9	4.5	17.4	40.2	17.8	19.3	24.8	120.3	40.2	4.5	26.5

**Unaudited Performance data for Portfolio Manager and Investment Approach provided hereunder is not verified by any regulatory authority and Past performance may or may not sustain in the future. The performance is based on TWRR as on March 31, 2024. Inception Date is August 26, 2020. As per SEBI guidelines, returns are net of all expenses and investor returns may differ, based on their period of investment, fee structure and point of capital flows.

Please note that performance of your portfolio may vary from that of other investors and that generated by the Investment Approach across all investors because of 1) the timing of inflows and outflows of funds; and

2) differences in the portfolio composition because of restrictions and other constraints.

As per SEBI circular SEBI/HO/IMD/IMD-PoD-2/P/CIR/2022/172 dated December 16, 2022, the comparison of the relative performance of the investment approach with other portfolio managers is available at <https://www.apmiindia.org/apmi/IACompare.htm?action=iacomaprepage>

Top 5 Sector Classification as on March 31, 2024

Sector	Asset %
NBFC	17.5
BANKS	11.9
COMMODITIES	10.1
INDUSTRIAL MANUFACTURING	9.6
INDUSTRIALS	8.7

Securities/sectors quoted are for illustration only and not recommendatory. The sectors are classified as per internal classification.

Top 10 Holdings on the basis of Asset %*

JINDAL STAINLESS LIMITED	SARDA ENERGY AND MINERALS LIMITED
ANUP ENGINEERING LIMITED	CANARA BANK
ION EXCHANGE INDIA LIMITED	MAX FINANCIAL SERVICES LIMITED
FEDERAL BANK LIMITED	UJJIVAN FINANCIAL SERVICES LIMITED
PNB HOUSING FINANCE LIMITED	IDFC LIMITED

Data as on March 31, 2024. *The current portfolio holdings may or may not be a part of the future portfolio holdings and may or may not be part of all client portfolios.

About Us

Abakkus Asset Manager LLP ("Abakkus") is registered as a Portfolio Manager with SEBI under SEBI (Portfolio Managers) Regulations, 2020 as amended from time to time and the Circulars and Guidelines issued there under from time to time vide SEBI Reg. No.: INP000006457 dated March 14, 2019 and as an Investment Advisor under SEBI (Investment Advisors) Regulations, 2013 as amended from time to time and the Circulars and Guidelines issued there under from time to time vide SEBI Reg. No.: INA000015729 dated February 03, 2021.

Abakkus is also the Investment Manager to Abakkus Growth Fund, a SEBI registered Category III AIF vide SEBI Reg. No.: IN/AIF3/18-19/0550 dated June 05, 2018, India-Ahead Venture Trust, a SEBI registered Category I AIF vide SEBI Reg. No.: IN/AIF1/21-22/0976 dated January 25, 2022, India-Ahead Private Equity Trust, a SEBI registered Category II AIF vide SEBI Reg. No.: IN/AIF2/21-22/0980 dated January 27, 2022, Abakkus India Equity Fund, a SEBI registered Category III AIF vide SEBI Reg. No.: IN/AIF3/23-24/1326 under SEBI (Alternative Investment Fund) Regulations, 2012 as amended from time to time and the Circulars and Guidelines issued there under from time to time collectively referred as the SEBI Registered Intermediary.

The branch office of Abakkus situated at IFSC-GIFT City is registered with the IFSCA as Registered FME (Non-retail) (IFSCA/FME/II/2022-23/041) under IFSCA (Fund Management) Regulations, 2022.

Disclaimer and Disclosures

This website/email/document is confidential and is intended only for the personal use of the prospective investors/contributors (herein after referred as the Clients) to whom it is addressed or delivered and must not be reproduced or redistributed in any form to any other person without prior written consent of Abakkus. This website/email/document does not purport to be all-inclusive, nor does it contain all of the information which a prospective investor may desire. This website/email/document is neither approved, certified nor its contents is verified by SEBI.

Abakkus retains all the rights in relation to all information contained in the website/email/document(s) and to update the same periodically or otherwise from time to time. The website/email/document is neither a general offer nor solicitation to avail the service of investment from the SEBI Registered Intermediary under the services offered by Abakkus/Fund nor is it an offer to sell or a generally solicit an offer to become an investor in the services offered by the Abakkus/Fund. The delivery of this email/document at any time does not imply that information herein is correct as of any time subsequent to its date. The contents of this website/email/document are provisional and may be subject to change. In the preparation of the material contained in this website/email/document, Abakkus has used information that is publicly available, certain research reports including information developed in-house. Abakkus warrants that the contents of this website/email/document are true to the best of its knowledge, however, assume no liability for the relevance,

accuracy or completeness of the contents herein.

Abakkus declares that the data and analysis provided shall be for informational purposes. The information contained in the analysis shall be obtained from various sources and reasonable care would be taken to ensure sources of data to be accurate and reliable. Abakkus will not be responsible for any error or omission in the data or for any losses suffered on account of information contained in the analysis. While the Abakkus will take due care to ensure that all information provided is accurate however the Abakkus neither guarantees/warrants the sequence, accuracy, completeness, or timeliness of the report. Neither the Abakkus nor its affiliates or their partners, directors, employees, agents, or representatives, shall be responsible or liable in any manner, directly or indirectly, for views or opinions expressed in this analysis or the contents or any systemic errors or discrepancies or for any decisions or actions taken in reliance on the analysis. Abakkus does not take any responsibility for any clerical, computational, systemic, or other errors in comparison analysis.

There can be no assurance that future results, performance or events will be consistent with the information provided in this document and the past performance, if any is not the guarantee of the future/assured performance. Any decision or action taken by the recipient/visitor of this website/email/document based on this information shall be solely and entirely at the risk of the recipient/visitor of the website/email/document. The distribution of this information in some jurisdictions may be restricted and/or prohibited by law, and persons into whose possession this information comes should inform themselves about such restriction and/or prohibition and observe any such restrictions and/or prohibition. Unauthorized disclosure, use, publication, dissemination or copying (either whole or partial) of this information, is prohibited. Abakkus shall not treat recipient/user as a client by virtue of his receiving/using the contents of the document in full or part. Neither the Abakkus nor its affiliates, directors, partners, employees, agents, or representatives, shall be responsible or liable in any manner, directly or indirectly, for the contents or any errors or discrepancies herein or for any decisions or actions taken in reliance on the information. The person accessing this information specifically agrees to exempt/absolve the Abakkus or any of its affiliates or employees from, any and all responsibility/liability arising from such misuse/improper/illegal use and agrees not to hold the Abakkus or any of its affiliates or employees responsible for any such misuse/improper/illegal use and further agrees to hold the Abakkus or any of its affiliates or employees free and harmless from all losses, costs, damages, expenses that may be suffered by the person accessing this information due to any errors and delays.

Abakkus (including its affiliates) and any of its Partners, officers, employees, and other personnel will not accept any liability, loss, damage of any nature, including but not limited to direct, indirect, punitive, special, exemplary, consequential, as also any

loss of profit in any way arising from the use of this website/email/document or any information in any manner whatsoever. This website/email/document may include certain forward-looking words, statements and scenario which contain words or phrases such as “believe”, “expect”, “anticipate”, “estimate”, “intend”, “plan”, “objective”, “goal”, “project”, “endeavor” and similar expressions or variations of such expressions that are forward-looking statements, words, and scenario. Actual results may differ materially from those suggested by the forward-looking statements due to risks, uncertainties, or assumptions. Abakkus takes no responsibility of updating any data/information.

The contents of this website/email/document cannot be copied, reproduced, in whole or in part or otherwise distributed without prior written approval of the Abakkus.

Prospective investors/clients are advised to review this website/email/document, the Private Placement Memorandum/Disclosure Document, the Contribution Agreement/Client Agreement, representations and presentation(s) and other related documents carefully and in its entirety and seek clarification wherever required from the SEBI Registered Intermediary/Abakkus. Prospective investors should make an independent assessment, and consult their own counsel, business advisor and tax advisor as to legal, business and tax related matters concerning this document and the other related documents before becoming investing with /through the Abakkus/in the Fund.

The information contained in this website/email/document has been prepared for general guidance and does not constitute a professional advice/assurance and no person should act upon any information contained herein without obtaining specific professional advice/Assurance. Neither the Abakkus nor its Affiliates or advisors would be held responsible for any reliance placed on the content of this document or for any decision based on it. Each existing/prospective client, by accepting delivery of this document agrees to the foregoing. The Investment portfolio are subject to several risk factors including but not limited to political, legal, social, economic, and overall market risks. The recipient alone shall be fully responsible/are liable for any decision taken on the basis of this document. Abakkus, its partners, employees, PMS clients, AIF scheme(s), Advisory clients may have existing exposure to the stocks that form part of the PMS portfolio/Advisory portfolio/AIF scheme(s). Further, in view of the investment objective/strategy of the PMS /Advisory and AIF scheme(s) there may be situations where Abakkus may be selling a stock which is part of the PMS portfolio/Advisory portfolio/AIF scheme as the case may be.

Abakkus (including its affiliates) may offer services in nature of advisory, consultancy, portfolio management, sponsorship of funds, investment management of funds which may conflict with each other.

Abakkus operates from within India and is subject to Indian laws and any dispute shall be resolved in the courts of Mumbai, Maharashtra only.

Alternative Investment Fund

As per SEBI Circular No. SEBI/HO/IMD/DF6/CIR/P/2020/24 dated February 05, 2020, details of industry benchmark and AIF level performance versus Benchmark Reports are available at <https://www.nseindia.com/products-services/aif-benchmark-report> & <https://www.crisil.com/en/home/what-we-do/financial-products/alternate-investment-funds-benchmarks.htm>

Compliance Officer details under AIF:

Mr. Biharilal Deora, Tel: 022-68846600
For Queries/Grievances -
Email – complianceteam@abakkusinvest.com

Portfolio Management Services:

You may refer the Disclosure Document available at <https://abakkusinvest.com/regulatory-disclosure/> for detailed disclosures.

As per SEBI circular SEBI/HO/IMD/IMD-PoD-2/P/CIR/2022/172 dated December 16, 2022, the comparison of the relative performance of the investment approach with other portfolio managers is available at <https://www.apmiindia.org/apmi/IACompare.htm?action=iacomaprepape>

Principal Officer and Compliance Officer Details under PMS:

Principal Officer: Mr. Aman Chowhan, Tel: 022-68846600
Compliance Officer: Mr. Biharilal Deora, Tel: 022-68846600

Investment Advisory Services:

You may refer the Disclosure Document available at <https://abakkusinvest.com/regulatory-disclosure/>

Principal Officer and Compliance Officer Details under IA:

Principal Officer: Mr. Biharilal Deora, Tel: 022-68846600
Compliance Officer: Mr. Lijo Varghese, Tel: 022-68846600

Contact Us:

Website: www.abakkusinvest.com
Email: info@abakkusinvest.com
Tel: 022-68846600

Corporate and Registered Address:

Abakkus Corporate Center, 6th Floor, Param House, Shanti Nagar, Near Grand Hyatt, Off Santacruz Chembur Link Road, Santacruz East, Mumbai – 400055.
LLPIN: AAM-2364;